
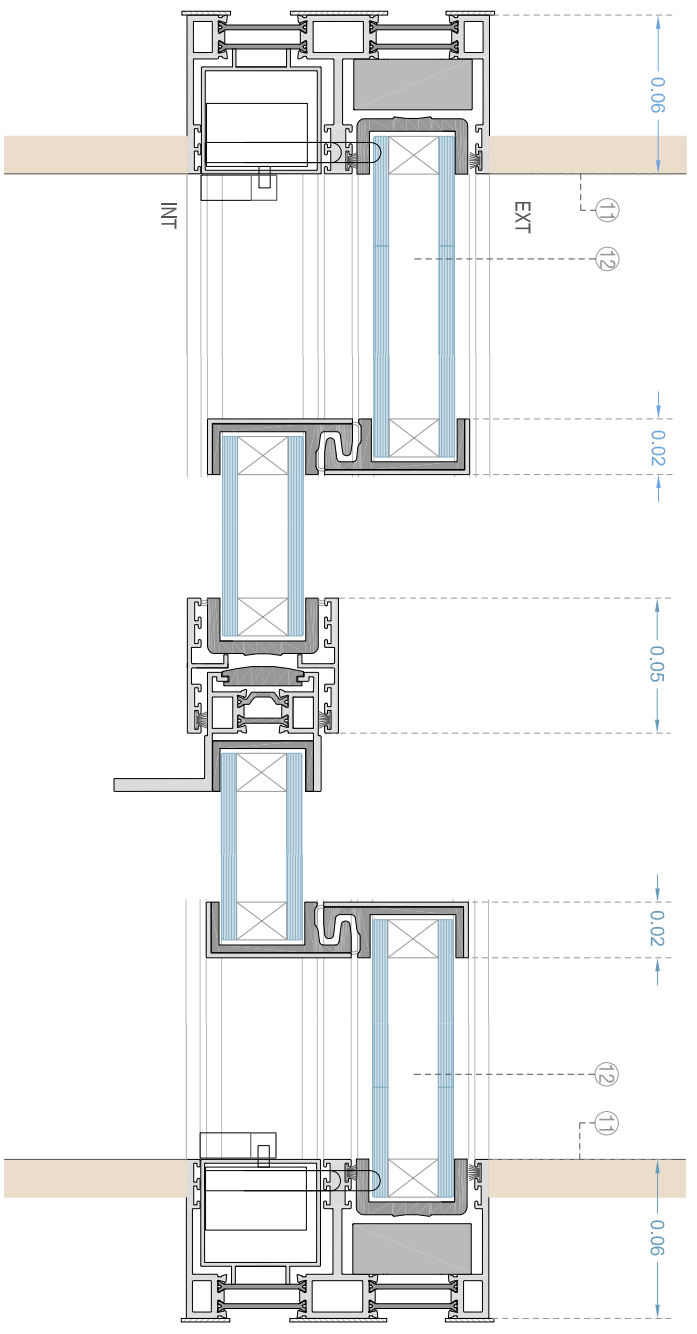




Section 1/3



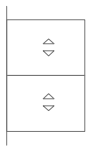
front view 1/100



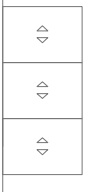
top view 1/3

COMPOSITION	Aluminium+glass fiber Thermal bridge break	1. SUB-FRAME CONSTRUCTED ANCHORING SYSTEM
GLASS	44.1/C16/8T- 8T/C16/8T	2. BEARINGS FIXED TO THE FRAME
HEAT TRANSFER COEFFICIENT	$1.3 \leq U_w \leq 1.6 \text{ W/m}^2\text{°K}$ EN ISO 10077-2:2012 Double Glazing.	3. PIPE FOR WATER HARVESTING
AIR PERMEABILITY	Class 4	4. WATERPROOFING LAYER
WATERTIGHTNESS	Class 7A	5. RAILS AND FRAMES
WIND LOAD RESISTANCE	C3	6. FINISHED FLOORING
SYSTEM OPTIONS	Manual or Motorized	7. SANDWICH PANEL 35 MM
COMPLIANCE.CTE, UNE REG. PATENT N° : 2188508		8. POCKET
		9. CEILINGS FINISH
		10. SLAB ANCHORING
		11. VERTICAL WALLS FINISH
		12. GLASS LEAF
		13. MOTORIZATION

2 Sliding Leaves



3 Sliding Leaves



1 Sliding Leaf + Pocket



2 Sliding Leaves + Pocket



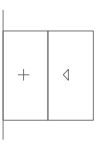
3 Sliding Leaves + Pocket



Middle Opening



Chicago Window



Corners

